


An optimal transportation problem with import/export taxes on the boundary

Julián Toledo

Workshop International sur les Mathématiques et l'Environnement
Essaouira, November 2012



Joint work with J. M. Mazón and J. D. Rossi

Schedule

1. Statement of the problem
2. Mass Transport Theory
3. The mass transport problem with import/export taxes: Duality
4. Evans-Gangbo Performance
5. Optimal Transport Plans
6. Limited importation/exportation

Statement of the problem

Business

A business man (BM) produces some product in some factories in Ω :

f_+ gives the amount of product and its location.

There are some consumers of the product in Ω :

f_- gives its distribution.

BM wants:

to transport **all** the mass f_+ to f_- (to satisfy the consumers) or to the boundary (export).

Costs and constrains

The BM pays:

the **transport costs** (given by the Euclidean distance) **PLUS**

when a unit of mass is left on a point $y \in \partial\Omega$: $T_e(y)$, the **export taxes**.

BM must satisfy **all** the demand of the consumers. So that, he has to import product, if necessary, from the exterior, paying:

$T_i(x)$, **import taxes**, for each unit of mass that enters Ω from $x \in \partial\Omega$.

Some freedom

BM has the freedom to chose to export or import mass

provided

he transports all the mass in f_+ and covers all the mass of f_- .

MAIN GOAL

The main goal here is to minimize the total cost of this operation, that is given by the transport cost PLUS export/import taxes.

Given the set of **transport plans**

$$\mathcal{A}(f_+, f_-) := \left\{ \mu \in \mathcal{M}^+(\bar{\Omega} \times \bar{\Omega}) : \begin{aligned} \pi_1 \# \mu \llcorner \Omega &= f_+ \mathcal{L}^N \llcorner \Omega, \\ \pi_2 \# \mu \llcorner \Omega &= f_- \mathcal{L}^N \llcorner \Omega \end{aligned} \right\},$$

the goal is to obtain

$$\min_{\mu \in \mathcal{A}(f_+, f_-)} \int_{\bar{\Omega} \times \bar{\Omega}} |x - y| d\mu + \int_{\partial\Omega} T_i d(\pi_1 \# \mu) + \int_{\partial\Omega} T_e d(\pi_2 \# \mu)$$

$\pi_i : \mathbb{R}^N \times \mathbb{R}^N$ are the projections: $\pi_1(x, y) := x$, $\pi_2(x, y) := y$.

Given a Radon measure γ in $X \times X$, $\pi_1 \# \gamma$ is the marginal $proj_x(\gamma)$, and $\pi_2 \# \gamma$ is the marginal $proj_y(\gamma)$.

Equilibrium of masses

The **transport must verify the natural equilibrium of masses**, nevertheless it is **not necessary** to impose

$$\int_{\Omega} f_{+}(x) dx = \int_{\Omega} f_{-}(y) dy .$$

Equilibrium of masses

The **transport must verify the natural equilibrium of masses**, nevertheless it is **not necessary** to impose

$$\int_{\Omega} f_{+}(x) dx = \int_{\Omega} f_{-}(y) dy .$$

In this transport problem two masses appear on $\partial\Omega$, that **are unknowns**, the ones that encode the mass exported and the mass imported.

Taking into account this masses we must have the equilibrium condition.

Conditions on the domains

Ω is assumed to be convex:

we prevent the fact that the boundary of Ω is crossed when the mass is transported inside Ω .

Conditions on the domains

Ω is assumed to be convex:

we prevent the fact that the boundary of Ω is crossed when the mass is transported inside Ω .

On the support of the f_{\pm} we assume that

$$\text{supp}(f_+) \cap \text{supp}(f_-) = \emptyset.$$

Mass Transport Theory

Monge problem

Given two measures $\mu, \nu \in \mathcal{M}(X)$ (say $X \subset \mathbb{R}^N$) satisfying the mass balance condition

$$\int_X d\mu = \int_X d\nu,$$

Monge's Problem consists in solving

$$\inf_{T \# \mu = \nu} \int_X |x - T(x)| d\mu(x),$$

$T : X \rightarrow \mathbb{R}^N$ are Borel functions pushing forward μ to ν : $T \# \mu = \nu$,

$$T \# \mu(B) = \mu(T^{-1}(B)).$$

A minimizer T^* is called an *optimal transport map* of μ to ν .

In the case that μ and ν represent the distribution for production and consumption of some commodity, the problem is to decide which producer should supply each consumer minimizing the total transport cost.

Relaxed Problem: Monge-Kantorovich Problem

In general, the Monge problem is ill-posed. But ...

Relaxed Problem: Monge-Kantorovich Problem

In general, the Monge problem is ill-posed. But ...

Fix two measures μ, ν satisfying the mass balance condition. Let $\Pi(\mu, \nu)$ the set of transport plans γ between μ and ν :

$$\text{proj}_x(\gamma) = \mu, \text{proj}_y(\gamma) = \nu.$$

The problem of finding a measure $\gamma^* \in \Pi(\mu, \nu)$ which minimizes the cost functional

$$\mathcal{K}(\gamma) := \int_{X \times X} |x - y| d\gamma(x, y),$$

in the set $\Pi(\mu, \nu)$, is well-posed.

A minimizer γ^* is called an *optimal transport plan* between μ and ν .

Linearity makes the Monge-Kantorovich problem simpler than Monge original problem: a continuity-compactness argument guarantees the existence of an optimal transport plan.

Dual Problem: Kantorovich Duality

Linear minimization problems admit a dual formulation:

For $(\varphi, \psi) \in L^1(d\mu) \times L^1(d\nu)$, define

$$J(\varphi, \psi) := \int_X \varphi d\mu + \int_X \psi d\nu,$$

and let Φ be the set of all measurable functions

$$(\varphi, \psi) \in L^1(d\mu) \times L^1(d\nu) \quad \text{satisfying}$$

$$\varphi(x) + \psi(y) \leq |x - y| \quad \text{for } \mu \times \nu - \text{almost all } (x, y) \in X \times X.$$

Then

$$\inf_{\gamma \in \Pi(\mu, \nu)} \mathcal{K}(\gamma) = \sup_{(\varphi, \psi) \in \Phi} J(\varphi, \psi).$$

And... Kantorovich-Rubinstein Theorem

Theorem (Kantorovich-Rubinstein)

$$\min_{\gamma \in \Pi(\mu, \nu)} \mathcal{K}(\gamma) = \sup_{u \in K_1(X)} \int_X u d(\mu - \nu),$$

where

$$K_1(X) := \{u : X \rightarrow \mathbb{R} : |u(x) - u(y)| \leq |x - y| \quad \forall x, y \in X\}$$

is the set of 1-Lipschitz functions in X .

The maximizers u^* of the right hand side are called *Kantorovich (transport) potentials*.

Evans and Gangbo Approach

For $\mu = f_+ \mathcal{L}^N$ and $\nu = f_- \mathcal{L}^N$, f_+ and f_- adequate Lebesgue integrable functions, Evans and Gangbo find a Kantorovich potential as a limit, as $p \rightarrow \infty$, of solutions to

$$\begin{cases} -\Delta_p u_p = f_+ - f_- & \text{in } B(0, R), \\ u_p = 0 & \text{on } \partial B(0, R). \end{cases}$$

Theorem

$u_p \rightrightarrows u^* \in K_1(\Omega)$ as $p \rightarrow \infty$.

$$\int_{\Omega} u^*(x)(f_+(x) - f_-(x)) dx = \max_{u \in K_1(\Omega)} \int_{\Omega} u(x)(f_+(x) - f_-(x)) dx.$$

Evans and Gangbo Approach

For $\mu = f_+ \mathcal{L}^N$ and $\nu = f_- \mathcal{L}^N$, f_+ and f_- adequate Lebesgue integrable functions, Evans and Gangbo find a Kantorovich potential as a limit, as $p \rightarrow \infty$, of solutions to

$$\begin{cases} -\Delta_p u_p = f_+ - f_- & \text{in } B(0, R), \\ u_p = 0 & \text{on } \partial B(0, R). \end{cases}$$

Theorem

$$u_p \rightrightarrows u^* \in K_1(\Omega) \quad \text{as } p \rightarrow \infty.$$

$$\int_{\Omega} u^*(x)(f_+(x) - f_-(x)) dx = \max_{u \in K_1(\Omega)} \int_{\Omega} u(x)(f_+(x) - f_-(x)) dx.$$

Characterization of the Kantorovich potential: There exists $0 \leq a \in L^\infty(\Omega)$ such that

$$f_+ - f_- = -\operatorname{div}(a \nabla u^*) \quad \text{in } \mathcal{D}'(\Omega).$$

Furthermore $|\nabla u^*| = 1$ a.e. in the set $\{a > 0\}$.

Evans and Gangbo Approach

Evans and Gangbo used this PDE to find a proof of the existence of an optimal transport map for the classical Monge problem, different to the first one given by Sudakov in 1979 by means of probability methods.

The mass transport problem with
import/export taxes

First approach: Duality

A Clever Fellow

A Clever Fellow

A clever fellow proposes the BM to leave him the planing and offers him the following deal:

A Clever Fellow

A clever fellow proposes the BM to leave him the planing and offers him the following deal:

- * to pick up the product $f_+(x)$, $x \in \Omega$, he will charge him $\varphi(x)$,
- * to pick it up at $x \in \partial\Omega$, $T_i(x)$ (paying the taxes by himself),
- * to leave the product at the consumer's location $f_-(y)$, $y \in \Omega$, he will charge him $\psi(y)$, and
- * for leaving it at $y \in \partial\Omega$, $T_e(y)$ (paying again the taxes himself).

A Clever Fellow

A clever fellow proposes the BM to leave him the planing and offers him the following deal:

- * to pick up the product $f_+(x)$, $x \in \Omega$, he will charge him $\varphi(x)$,
- * to pick it up at $x \in \partial\Omega$, $T_i(x)$ (paying the taxes by himself),
- * to leave the product at the consumer's location $f_-(y)$, $y \in \Omega$, he will charge him $\psi(y)$, and
- * for leaving it at $y \in \partial\Omega$, $T_e(y)$ (paying again the taxes himself).
- * He will do all that job in such a way that:

$$\varphi(x) + \psi(y) \leq |x - y|$$

$$-T_i \leq \varphi \quad \text{and} \quad -T_e \leq \psi \quad \text{on } \partial\Omega.$$

(assuming negative payments if necessary).

A Clever Fellow

A clever fellow proposes the BM to leave him the planing and offers him the following deal:

- * to pick up the product $f_+(x)$, $x \in \Omega$, he will charge him $\varphi(x)$,
- * to pick it up at $x \in \partial\Omega$, $T_i(x)$ (paying the taxes by himself),
- * to leave the product at the consumer's location $f_-(y)$, $y \in \Omega$, he will charge him $\psi(y)$, and
- * for leaving it at $y \in \partial\Omega$, $T_e(y)$ (paying again the taxes himself).
- * He will do all that job in such a way that:

$$\varphi(x) + \psi(y) \leq |x - y|$$

$$-T_i \leq \varphi \quad \text{and} \quad -T_e \leq \psi \quad \text{on } \partial\Omega.$$

(assuming negative payments if necessary).

Observe that we need to impose the following condition:

$$-T_i(x) - T_e(y) \leq |x - y|, \quad \forall x, y \in \partial\Omega,$$

(there is not benefit of importing mass from x and exporting it to y).

For $x = y \in \partial\Omega$: $T_i(x) + T_e(x) \geq 0$ means that in the same point the sum of exportation and importation taxes is non negative.

Clever Fellow's Goal

Consider

$$J(\varphi, \psi) := \int_{\Omega} \varphi(x) f_+(x) dx + \int_{\Omega} \psi(y) f_-(y) dy,$$

defined for continuous functions, and let

$$\mathcal{B}(T_i, T_e) := \left\{ (\varphi, \psi) \in C(\overline{\Omega}) \times C(\overline{\Omega}) : \begin{array}{l} \varphi(x) + \psi(y) \leq |x - y|, \\ -T_i \leq \varphi, \quad -T_e \leq \psi \text{ on } \partial\Omega \end{array} \right\}.$$

The aim of the fellow that “helps” the business man is to obtain

$$\sup \{ J(\varphi, \psi) : (\varphi, \psi) \in \mathcal{B}(T_i, T_e) \}.$$

Clever Fellow's Goal

Consider

$$J(\varphi, \psi) := \int_{\Omega} \varphi(x) f_+(x) dx + \int_{\Omega} \psi(y) f_-(y) dy,$$

defined for continuous functions, and let

$$\mathcal{B}(T_i, T_e) := \left\{ (\varphi, \psi) \in C(\bar{\Omega}) \times C(\bar{\Omega}) : \begin{array}{l} \varphi(x) + \psi(y) \leq |x - y|, \\ -T_i \leq \varphi, \quad -T_e \leq \psi \text{ on } \partial\Omega \end{array} \right\}.$$

The aim of the fellow that “helps” the business man is to obtain

$$\sup \{ J(\varphi, \psi) : (\varphi, \psi) \in \mathcal{B}(T_i, T_e) \}.$$

Now, given $(\varphi, \psi) \in \mathcal{B}(T_i, T_e)$ and $\mu \in \mathcal{A}(f_+, f_-)$:

$$\begin{aligned} J(\varphi, \psi) &= \int_{\Omega} \varphi(x) f_+(x) dx + \int_{\Omega} \psi(y) f_-(y) dy \\ &= \int_{\Omega} \varphi(x) d\pi_1 \# \mu - \int_{\partial\Omega} \varphi d\pi_1 \# \mu + \int_{\Omega} \psi(y) d\pi_2 \# \mu - \int_{\partial\Omega} \psi d\pi_2 \# \mu \end{aligned}$$

Clever Fellow's Goal

Consider

$$J(\varphi, \psi) := \int_{\Omega} \varphi(x) f_+(x) dx + \int_{\Omega} \psi(y) f_-(y) dy,$$

defined for continuous functions, and let

$$\mathcal{B}(T_i, T_e) := \left\{ (\varphi, \psi) \in C(\bar{\Omega}) \times C(\bar{\Omega}) : \begin{array}{l} \varphi(x) + \psi(y) \leq |x - y|, \\ -T_i \leq \varphi, \quad -T_e \leq \psi \text{ on } \partial\Omega \end{array} \right\}.$$

The aim of the fellow that “helps” the business man is to obtain

$$\sup \{ J(\varphi, \psi) : (\varphi, \psi) \in \mathcal{B}(T_i, T_e) \}.$$

Now, given $(\varphi, \psi) \in \mathcal{B}(T_i, T_e)$ and $\mu \in \mathcal{A}(f_+, f_-)$:

$$\begin{aligned} J(\varphi, \psi) &= \int_{\Omega} \varphi(x) f_+(x) dx + \int_{\Omega} \psi(y) f_-(y) dy \\ &= \int_{\bar{\Omega}} \varphi(x) d\pi_1 \# \mu - \int_{\partial\Omega} \varphi d\pi_1 \# \mu + \int_{\bar{\Omega}} \psi(y) d\pi_2 \# \mu - \int_{\partial\Omega} \psi d\pi_2 \# \mu \\ &\leq \int_{\bar{\Omega} \times \bar{\Omega}} |x - y| d\mu + \int_{\partial\Omega} T_i d(\pi_1 \# \mu) + \int_{\partial\Omega} T_e d(\pi_2 \# \mu). \end{aligned}$$

Acceptance of the deal

Therefore,

$$\begin{aligned} & \sup_{(\varphi, \psi) \in \mathcal{B}(T_i, T_e)} J(\varphi, \psi) \\ & \leq \inf_{\mu \in \mathcal{A}(f_+, f_-)} \int_{\bar{\Omega} \times \bar{\Omega}} |x - y| d\mu + \int_{\partial\Omega} T_i d(\pi_1 \# \mu) + \int_{\partial\Omega} T_e d(\pi_2 \# \mu). \end{aligned}$$

Acceptance of the deal

Therefore,

$$\begin{aligned} & \sup_{(\varphi, \psi) \in \mathcal{B}(T_i, T_e)} J(\varphi, \psi) \\ & \leq \inf_{\mu \in \mathcal{A}(f_+, f_-)} \int_{\bar{\Omega} \times \bar{\Omega}} |x - y| d\mu + \int_{\partial\Omega} T_i d(\pi_1 \# \mu) + \int_{\partial\Omega} T_e d(\pi_2 \# \mu). \end{aligned}$$

This inequality will imply that the business man accept the offer.

NO GAP

But, in fact, there is no gap between both costs:

Theorem

Assume that T_i and T_e satisfy

$$-T_i(x) - T_e(y) < |x - y| \quad \forall x, y \in \partial\Omega.$$

Then,

$$\begin{aligned} & \sup_{(\varphi, \psi) \in \mathcal{B}(T_i, T_e)} J(\varphi, \psi) \\ &= \min_{\mu \in \mathcal{A}(f_+, f_-)} \int_{\overline{\Omega} \times \overline{\Omega}} |x - y| d\mu + \int_{\partial\Omega} T_i d\pi_1 \# \mu + \int_{\partial\Omega} T_e d\pi_2 \# \mu. \end{aligned}$$

Proof based on Fenchel-Rocafellar's duality Theorem.

UNKNOWNNS

There is an important difference between the problem we are studying and the classical transport problem:

there are masses, the ones that appear on the boundary, that are unknown variables.

UNKNOWNNS

There is an important difference between the problem we are studying and the classical transport problem:

there are masses, the ones that appear on the boundary, that are unknown variables.

The above result is an abstract result and does not give explicitly the measures involved in the problem. But ...

Evans-Gangbo Performance Kantorovich potentials and optimal export/import masses

Let $f \in L^\infty(\Omega)$ and $N < p < +\infty$.

Let $g_i \in C(\partial\Omega)$, $g_1 \leq g_2$ on $\partial\Omega$.

Set $W_{g_1, g_2}^{1,p}(\Omega) = \{u \in W^{1,p}(\Omega) : g_1 \leq u \leq g_2 \text{ on } \partial\Omega\}$

and consider the energy functional

$$\Psi_p(u) := \int_{\Omega} \frac{|\nabla u(x)|^p}{p} dx - \int_{\Omega} f(x)u(x) dx.$$

Let $f \in L^\infty(\Omega)$ and $N < p < +\infty$.

Let $g_i \in C(\partial\Omega)$, $g_1 \leq g_2$ on $\partial\Omega$.

Set $W_{g_1, g_2}^{1,p}(\Omega) = \{u \in W^{1,p}(\Omega) : g_1 \leq u \leq g_2 \text{ on } \partial\Omega\}$

and consider the energy functional

$$\Psi_p(u) := \int_{\Omega} \frac{|\nabla u(x)|^p}{p} dx - \int_{\Omega} f(x)u(x) dx.$$

$W_{g_1, g_2}^{1,p}(\Omega)$ is a closed convex subset of $W^{1,p}(\Omega)$ and Ψ_p is convex, l.s.c. and coercive. Then

$$\min_{u \in W_{g_1, g_2}^{1,p}(\Omega)} \Psi_p(u)$$

has a minimizer u_p in $W_{g_1, g_2}^{1,p}(\Omega)$, which is a least energy solution of the obstacle problem

$$\begin{cases} -\Delta_p u = f & \text{in } \Omega, \\ g_1 \leq u \leq g_2 & \text{on } \partial\Omega. \end{cases}$$

Theorem

Assume g_1, g_2 satisfy

$$g_1(x) - g_2(y) \leq |x - y| \quad \forall x, y \in \partial\Omega.$$

Then, up to subsequence,

$$u_p \rightrightarrows u_\infty \quad \text{uniformly,}$$

and u_∞ is a maximizer of the variational problem

$$\max \left\{ \int_{\Omega} w(x) f(x) dx : w \in W_{g_1, g_2}^{1, \infty}(\Omega), \|\nabla w\|_{L^\infty(\Omega)} \leq 1 \right\}.$$

Theorem

Assume g_1, g_2 satisfy

$$g_1(x) - g_2(y) \leq |x - y| \quad \forall x, y \in \partial\Omega.$$

Then, up to subsequence,

$$u_p \rightrightarrows u_\infty \quad \text{uniformly,}$$

and u_∞ is a maximizer of the variational problem

$$\max \left\{ \int_{\Omega} w(x) f(x) dx : w \in W_{g_1, g_2}^{1, \infty}(\Omega), \|\nabla w\|_{L^\infty(\Omega)} \leq 1 \right\}.$$

A natural question:

Let f_+ and f_- be the positive and negative part of f .

Can u_∞ be interpreted as a kind of Kantorovich potential for some transport problem involving f_+ and f_- ?

DUALITY

Theorem

If

$$g_1(x) - g_2(x) \leq |x - y| \quad x, y \in \partial\Omega,$$

then

$$\begin{aligned} \int_{\Omega} u_{\infty}(x)(f_+(x) - f_-(x)) dx &= \sup_{(\varphi, \psi) \in \mathcal{B}(-g_1, g_2)} J(\varphi, \psi) \\ &= \min_{\mu \in \mathcal{A}(f_+, f_-)} \int_{\bar{\Omega} \times \bar{\Omega}} |x - y| d\mu - \int_{\partial\Omega} g_1 d\pi_1 \# \mu + \int_{\partial\Omega} g_2 d\pi_2 \# \mu, \end{aligned}$$

where u_{∞} is the maximizer given in the above Theorem.

DUALITY

Theorem

If

$$g_1(x) - g_2(x) \leq |x - y| \quad x, y \in \partial\Omega,$$

then

$$\begin{aligned} \int_{\Omega} u_{\infty}(x)(f_+(x) - f_-(x))dx &= \sup_{(\varphi, \psi) \in \mathcal{B}(-g_1, g_2)} J(\varphi, \psi) \\ &= \min_{\mu \in \mathcal{A}(f_+, f_-)} \int_{\bar{\Omega} \times \bar{\Omega}} |x - y| d\mu - \int_{\partial\Omega} g_1 d\pi_1 \# \mu + \int_{\partial\Omega} g_2 d\pi_2 \# \mu, \end{aligned}$$

where u_{∞} is the maximizer given in the above Theorem.

Observe that setting $T_i = -g_1$ and $T_e = g_2$ we are dealing with our transport problem.

Key result

Theorem

Assume $g_1(x) - g_2(y) < |x - y| \forall x, y \in \partial\Omega$.

Let u_p, u_∞ the functions obtained above. Then, up to a subsequence,

$$\mathcal{X}_p := |Du_p|^{p-2} Du_p \rightarrow \mathcal{X} \quad \text{weakly* in the sense of measures,}$$

$$-\operatorname{div}(\mathcal{X}) = f \quad \text{in the sense of distributions in } \Omega,$$

Moreover, the distributions $\mathcal{X}_p \cdot \eta$ defined as

$$\langle \mathcal{X}_p \cdot \eta, \varphi \rangle := \int_{\Omega} \mathcal{X}_p \cdot \nabla \varphi - \int_{\Omega} f \varphi \quad \text{for } \varphi \in C_0^\infty(\mathbb{R}^N),$$

are Radon measures supported on $\partial\Omega$, that, up to a subsequence,

$$\mathcal{X}_p \cdot \eta \rightarrow \mathcal{V} \quad \text{weakly* in the sense of measures;}$$

and ...

Key result

u_∞ is a Kantorovich potential for the classical transport problem of the measure

$$\hat{f}_+ = f_+ \mathcal{L}^N \llcorner \Omega + \mathcal{V}^+ \quad \text{to} \quad \hat{f}_- = f_- \mathcal{L}^N \llcorner \Omega + \mathcal{V}^-.$$

Moreover,

$$u_\infty = g_1 \quad \text{on} \quad \text{supp}(\mathcal{V}^+),$$

$$u_\infty = g_2 \quad \text{on} \quad \text{supp}(\mathcal{V}^-).$$

Key result

This result provides a proof for the previous duality Theorem:

$$\int_{\bar{\Omega}} u_{\infty} d(\hat{f}_{+} - \hat{f}_{-}) = \min_{\nu \in \Pi(\hat{f}_{+}, \hat{f}_{-})} \int_{\bar{\Omega} \times \bar{\Omega}} |x - y| d\nu = \int_{\bar{\Omega} \times \bar{\Omega}} |x - y| d\nu_0,$$

for some $\nu_0 \in \Pi(\hat{f}_{+}, \hat{f}_{-})$. Then, since $\pi_1 \# \nu_0 \llcorner \partial\Omega = \mathcal{V}^+$ and $\pi_2 \# \nu_0 \llcorner \partial\Omega = \mathcal{V}^-$,

$$\int_{\Omega} u_{\infty} (f_{+} - f_{-}) = \int_{\bar{\Omega} \times \bar{\Omega}} |x - y| d\nu_0 - \int_{\partial\Omega} g_1 d\pi_1 \# \nu_0 + \int_{\partial\Omega} g_2 d\pi_2 \# \nu_0.$$

Moreover, we have that

\mathcal{V}^+ and \mathcal{V}^- are import and export masses in our original problem.

Proof

Let u_p be a minimizer of

$$\Psi_p(u) := \int_{\Omega} \frac{|\nabla u(x)|^p}{p} dx - \int_{\Omega} f(x)u(x) dx.$$

Then,

$$\begin{cases} -\Delta_p u_p = f & \text{in } \Omega, \\ g_1 \leq u_p \leq g_2 & \text{on } \partial\Omega. \end{cases}$$

Proof

Let u_p be a minimizer of

$$\Psi_p(u) := \int_{\Omega} \frac{|\nabla u(x)|^p}{p} dx - \int_{\Omega} f(x)u(x) dx.$$

Then,

$$\begin{cases} -\Delta_p u_p = f & \text{in } \Omega, \\ g_1 \leq u_p \leq g_2 & \text{on } \partial\Omega. \end{cases}$$

Therefore for $\mathcal{X}_p := |Du_p|^{p-2} Du_p$ we have that

$$-\operatorname{div}(\mathcal{X}_p) = f \quad \text{in the sense of distributions,}$$

and that the distribution $\mathcal{X}_p \cdot \eta$, defined as

$$\langle \mathcal{X}_p \cdot \eta, \varphi \rangle := \int_{\Omega} \mathcal{X}_p \cdot \nabla \varphi - \int_{\Omega} f \varphi \quad \text{for } \varphi \in C_0^\infty(\mathbb{R}^M),$$

is supported on $\partial\Omega$.

We prove that, in fact, $\mathcal{X}_p \cdot \eta$ is the sum of a nonnegative and a nonpositive distribution, so it is a measure, and moreover that

$$\text{supp}((\mathcal{X}_p \cdot \eta)^+) \subset \{x \in \partial\Omega : u_p(x) = g_1(x)\},$$

and

$$\text{supp}((\mathcal{X}_p \cdot \eta)^-) \subset \{x \in \partial\Omega : u_p(x) = g_2(x)\}.$$

In addition, we have that

$$\int_{\Omega} \mathcal{X}_p \cdot \nabla \varphi = \int_{\Omega} f \varphi + \int_{\partial\Omega} \varphi d(\mathcal{X}_p \cdot \eta) \quad \forall \varphi \in W^{1,p}(\Omega).$$

Boundedness of u_p , \mathcal{X}_p and $\mathcal{X}_p \cdot \eta$

By using adequate test functions we get that, for $p \geq N + 1$,

$$\int_{\Omega} |\nabla u_p|^p \leq C,$$

$$\int_{\partial\Omega} d(\mathcal{X}_p \cdot \eta)^{\pm} \leq C,$$

C constant not depending on p .

Boundedness of u_p , \mathcal{X}_p and $\mathcal{X}_p \cdot \eta$

By using adequate test functions we get that, for $p \geq N + 1$,

$$\int_{\Omega} |\nabla u_p|^p \leq C,$$

$$\int_{\partial\Omega} d(\mathcal{X}_p \cdot \eta)^\pm \leq C,$$

C constant not depending on p .

Therefore, there exists a sequence $p_i \rightarrow \infty$ such that

$$u_{p_i} \rightrightarrows u_\infty \quad \text{uniformly in } \overline{\Omega}, \quad \text{with } \|\nabla u_\infty\|_\infty \leq 1,$$

$$\mathcal{X}_{p_i} \rightharpoonup \mathcal{X} \quad \text{weakly}^* \text{ as measures in } \Omega,$$

and

$$\mathcal{X}_{p_i} \cdot \eta \rightharpoonup \mathcal{V} \quad \text{weakly}^* \text{ as measures on } \partial\Omega.$$

Then

$$\int_{\Omega} \nabla \varphi d\mathcal{X} = \int_{\Omega} f \varphi dx + \int_{\partial\Omega} \varphi d\mathcal{V} \quad \forall \varphi \in C^1(\overline{\Omega}).$$

That is, formally,

$$\begin{cases} -\operatorname{div}(\mathcal{X}) = f & \text{in } \Omega \\ \mathcal{X} \cdot \eta = \mathcal{V} & \text{on } \partial\Omega. \end{cases}$$

Then

$$\int_{\Omega} \nabla \varphi d\mathcal{X} = \int_{\Omega} f \varphi dx + \int_{\partial\Omega} \varphi d\mathcal{V} \quad \forall \varphi \in C^1(\overline{\Omega}).$$

That is, formally,

$$\begin{cases} -\operatorname{div}(\mathcal{X}) = f & \text{in } \Omega \\ \mathcal{X} \cdot \eta = \mathcal{V} & \text{on } \partial\Omega. \end{cases}$$

But also we prove that

$$\int_{\Omega} f u_{\infty} + \int_{\partial\Omega} u_{\infty} d\mathcal{V} = \int_{\Omega} d|\mathcal{X}|.$$

And this allows to prove that for any 1-Lipschitz continuous function w ,

$$\int_{\Omega} u_{\infty} f dx + \int_{\partial\Omega} u_{\infty} d\mathcal{V} \geq \int_{\Omega} w f dx + \int_{\partial\Omega} w d\mathcal{V}.$$

Giving $\varphi \in C^1(\bar{\Omega})$ with $\|\nabla\varphi\|_\infty \leq 1$,

$$\begin{aligned} \int_{\Omega} u_\infty f \, dx + \int_{\partial\Omega} u_\infty \, d\mathcal{V} &= \int_{\Omega} d|\mathcal{X}| \geq \int_{\Omega} \frac{\mathcal{X}}{|\mathcal{X}|} \cdot \nabla\varphi \, d|\mathcal{X}| \\ &= \int_{\Omega} \nabla\varphi \, d\mathcal{X} = \int_{\Omega} \varphi f \, dx + \int_{\partial\Omega} \varphi \, d\mathcal{V}. \end{aligned}$$

Then, by approximation, given a Lipschitz continuous function w with $\|\nabla w\|_\infty \leq 1$, we obtain

$$\int_{\Omega} u_\infty f \, dx + \int_{\partial\Omega} u_\infty \, d\mathcal{V} \geq \int_{\Omega} wf \, dx + \int_{\partial\Omega} w \, d\mathcal{V}.$$

Conclusion

Therefore u_∞ is a Kantorovich potential for the classical transport problem associated to the measures

$$f_+ d\mathcal{L}^N \llcorner \Omega + \mathcal{V}^+ \quad \text{and} \quad f_- d\mathcal{L}^N \llcorner \Omega + \mathcal{V}^-$$

(the mass of both measures is the same).

Conclusion

Therefore u_∞ is a Kantorovich potential for the classical transport problem associated to the measures

$$f_+ d\mathcal{L}^N \llcorner \Omega + \mathcal{V}^+ \quad \text{and} \quad f_- d\mathcal{L}^N \llcorner \Omega + \mathcal{V}^-$$

(the mass of both measures is the same).

Moreover,

\mathcal{V}^+ and \mathcal{V}^- are import and export masses in our original problem.

Optimal Transport Plans

Detailing the transport

Once export/import masses on the boundary are fixed, \mathcal{V}^+ and \mathcal{V}^- , take an optimal transport plan μ for

$$f_+ \mathcal{L}^N \llcorner \Omega + \mathcal{V}^+ \quad \text{and} \quad f_- \mathcal{L}^N \llcorner \Omega + \mathcal{V}^-,$$

(remark that necessarily $\mu(\partial\Omega \times \partial\Omega) = 0$).

The part of f_+ exported is

$$\tilde{f}_+ = \pi_1 \# (\mu \llcorner \bar{\Omega} \times \partial\Omega),$$

and the part of f_- imported is

$$\tilde{f}_- = \pi_2 \# (\mu \llcorner \partial\Omega \times \bar{\Omega}).$$

An optimal transport plan via transport maps. Kantorovich potential.

$\exists t_2 : \text{supp}(\tilde{f}_+) \rightarrow \partial\Omega$ an optimal map pushing \tilde{f}_+ forward \mathcal{V}^+ .

$\exists t_1 : \text{supp}(\tilde{f}_-) \rightarrow \partial\Omega$ an optimal map pushing \tilde{f}_- forward \mathcal{V}^- .

$\exists t_0 : \text{supp}(f_+) \rightarrow \Omega$ an optimal map pushing $f_+ - \tilde{f}_+$ forward to $f_- - \tilde{f}_-$.

An optimal transport plan via transport maps. Kantorovich potential.

$\exists t_2 : \text{supp}(\tilde{f}_+) \rightarrow \partial\Omega$ an optimal map pushing \tilde{f}_+ forward \mathcal{V}^+ .

$\exists t_1 : \text{supp}(\tilde{f}_-) \rightarrow \partial\Omega$ an optimal map pushing \tilde{f}_- forward \mathcal{V}^- .

$\exists t_0 : \text{supp}(f_+) \rightarrow \Omega$ an optimal map pushing $f_+ - \tilde{f}_+$ forward to $f_- - \tilde{f}_-$.

Then,

$$\mu^*(x, y) = \tilde{f}_+(x)\delta_{y=t_2(x)} + (f_+(x) - \tilde{f}_+(x))\delta_{y=t_0(x)} + \tilde{f}_-(y)\delta_{x=t_1(y)}$$

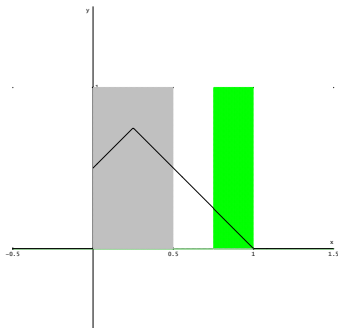
is an optimal transport plan for our problem.

u_∞ is a Kantorovich potential for each of these transports problems.

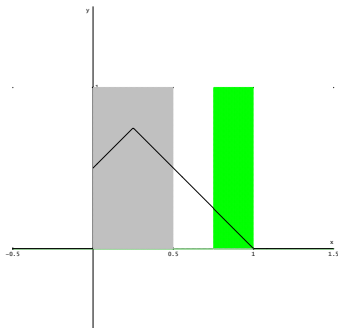
$$u_{\infty}(x) = \min_{y \in \partial\Omega} (g_2(y) + |x - y|) \quad \text{for a.e. } x \in \text{supp}(\tilde{f}_+),$$

$$u_{\infty}(x) = \max_{y \in \partial\Omega} (g_1(y) - |x - y|) \quad \text{for a.e. } x \in \text{supp}(\tilde{f}_-).$$

$$T_i = 0, T_e = \frac{1}{2}$$

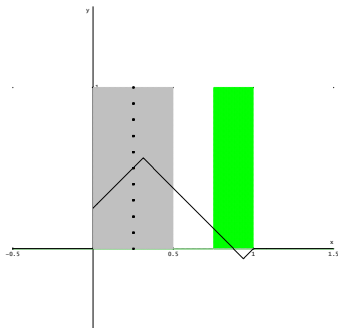


$$T_i = 0, \quad T_e = \frac{1}{2}$$



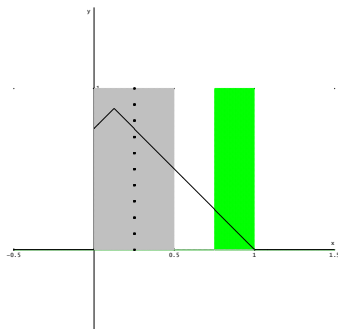
Importing mass from 1 is free of taxes, nevertheless, doing this would imply to export more mass to 0 and export taxes make this expensive.

$$T_i = 0, \quad T_e = \frac{1}{4}$$



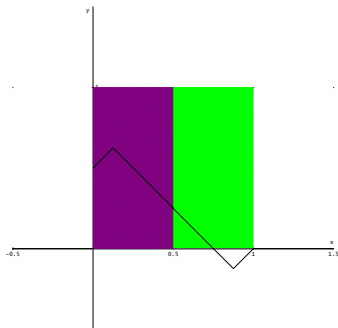
Decreasing the export taxes, more mass is exported to 0 and some mass is imported from 1.

$$T_i = 0, \quad T_e(0) = \frac{3}{4}, \quad T_e(1) = 0$$

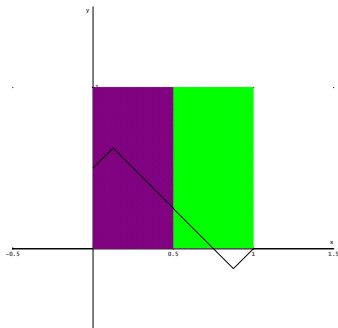


Increasing export taxes in 0, all the other null, implies that the optimal transport plan exports to 1.

$$T_i = 0, \quad T_e = \frac{1}{2}$$



$$T_i = 0, \quad T_e = \frac{1}{2}$$



Observe that this transport problem would have coincided with the classical one if we had put $T_e = 1$.

Limited importation/exportation

More realistic

We have been using $\partial\Omega$ as an infinite reserve/repository.

More realistic

We have been using $\partial\Omega$ as an infinite reserve/repository.

We can impose the restriction of not exceeding the punctual quantity of $M_e(x)$ when we export some mass through $x \in \partial\Omega$ and also a punctual limitation of $M_i(x)$ for importing from $x \in \partial\Omega$.

We will assume $M_i, M_e \in L^\infty(\partial\Omega)$ with $M_i, M_e \geq 0$ on $\partial\Omega$.

More realistic

We have been using $\partial\Omega$ as an infinite reserve/repository.

We can impose the restriction of not exceeding the punctual quantity of $M_e(x)$ when we export some mass through $x \in \partial\Omega$ and also a punctual limitation of $M_i(x)$ for importing from $x \in \partial\Omega$.

We will assume $M_i, M_e \in L^\infty(\partial\Omega)$ with $M_i, M_e \geq 0$ on $\partial\Omega$.

A natural constraint must be verified:

$$-\int_{\partial\Omega} M_e \leq -\int_{\Omega} (f_+ - f_-) \leq \int_{\partial\Omega} M_i,$$

that is, the interplay with the boundary is possible.

Hence the mass transport problem is possible, and the problem becomes, as before, to minimize the cost.

Especial situations

1. When moreover $T_i = T_e = 0$: limited importation/exportation but without taxes.
2. When $M_i(x) = 0$ or $M_e(x) = 0$ on certain zones of the boundary: it is not allowed importation or exportation in those zones.
- 2'. $M_i(x) = M_e(x) = 0$ on the whole boundary ($\int_{\Omega} f_+ = \int_{\Omega} f_-$) we recover the classical Monge-Kantorovich mass transport problem.

New goal

Given now

$$\mathcal{A}_\ell(f_+, f_-) := \left\{ \begin{array}{l} \mu \in \mathcal{M}^+(\bar{\Omega} \times \bar{\Omega}) : \pi_1 \# \mu \llcorner \Omega = f_+ \mathcal{L}^N \llcorner \Omega, \\ \pi_2 \# \mu \llcorner \Omega = f_- \mathcal{L}^N \llcorner \Omega, \\ \pi_1 \# \mu \llcorner \partial\Omega \leq M_i, \\ \pi_2 \# \mu \llcorner \Omega \leq M_e \end{array} \right\},$$

we want to obtain

$$\min_{\mu \in \mathcal{A}_\ell(f_+, f_-)} \int_{\bar{\Omega} \times \bar{\Omega}} |x - y| d\mu + \int_{\partial\Omega} T_i d(\pi_1 \# \mu) + \int_{\partial\Omega} T_e d(\pi_2 \# \mu).$$

Conditions on T_i and T_e : $T_i + T_e \geq 0$ on $\partial\Omega$.

The Clever Fellow again

New deal:

- * to pick up the product $f_+(x)$, $x \in \Omega$, he will charge him $\varphi(x)$,
- * to pick it up at $x \in \partial\Omega$, $T_i(x)$ (paying the taxes by himself)
- * to leave the product at the consumer's location $f_-(y)$, $y \in \Omega$, he will charge him $\psi(y)$, and
- * for leaving it at $y \in \partial\Omega$, $T_e(y)$ (paying again the taxes himself).

The Clever Fellow again

New deal:

- * to pick up the product $f_+(x)$, $x \in \Omega$, he will charge him $\varphi(x)$,
- * to pick it up at $x \in \partial\Omega$, $T_i(x)$ (paying the taxes by himself)
- * to leave the product at the consumer's location $f_-(y)$, $y \in \Omega$, he will charge him $\psi(y)$, and
- * for leaving it at $y \in \partial\Omega$, $T_e(y)$ (paying again the taxes himself).
- * he will do all this in such a way that:

$$\varphi(x) + \psi(y) \leq |x - y|$$

~~$$T_i \leq \varphi \text{ and } T_e \leq \psi \text{ on } \partial\Omega;$$~~

The Clever Fellow again

New deal:

- * to pick up the product $f_+(x)$, $x \in \Omega$, he will charge him $\varphi(x)$,
- * to pick it up at $x \in \partial\Omega$, $T_i(x)$ (paying the taxes by himself)
- * to leave the product at the consumer's location $f_-(y)$, $y \in \Omega$, he will charge him $\psi(y)$, and
- * for leaving it at $y \in \partial\Omega$, $T_e(y)$ (paying again the taxes himself).
- * he will do all this in such a way that:

$$\varphi(x) + \psi(y) \leq |x - y|$$

~~$$-T_i \leq \varphi \text{ and } -T_e \leq \psi \text{ on } \partial\Omega;$$~~

(now:)

- * he will pay a compensation when $\varphi < -T_i$ or $\psi < -T_e$ of:

$$\int_{\partial\Omega} M_i(-\varphi - T_i)^+ + \int_{\partial\Omega} M_e(-\psi - T_e)^+.$$

The aim of the fellow now is to obtain

$$\sup_{\varphi(x)+\psi(y)\leq|x-y|} \int_{\Omega} \varphi f_+ + \int_{\Omega} \psi f_- - \int_{\partial\Omega} M_i(-\varphi - T_i)^+ - \int_{\partial\Omega} M_e(-\psi - T_e)^+.$$

The aim of the fellow now is to obtain

$$\sup_{\varphi(x)+\psi(y)\leq|x-y|} \int_{\Omega} \varphi f_+ + \int_{\Omega} \psi f_- - \int_{\partial\Omega} M_i(-\varphi - T_i)^+ - \int_{\partial\Omega} M_e(-\psi - T_e)^+.$$

And again

There is no gap between both costs.

New energy functional

The energy functional to be considered now is

$$\Psi_\ell(u) := \int_{\Omega} \frac{|\nabla u(x)|^p}{p} dx - \int_{\Omega} f(x)u(x) dx + \int_{\partial\Omega} j(x, u(x)),$$

$$j(x, r) = \begin{cases} M_i(x)(-T_i(x) - r) & \text{if } r < -T_i(x), \\ 0 & \text{if } -T_i(x) \leq r \leq T_e(x), \\ M_e(x)(r - T_e(x)) & \text{if } r > T_e(x). \end{cases}$$

For the minimizers of

$$\min_{u \in W^{1,p}(\Omega)} \Psi_\ell(u),$$

we prove the following result:

Theorem

Up to subsequence,

$$u_p \rightrightarrows u_\infty \quad \text{uniformly as } p \rightarrow \infty.$$

Theorem

Up to subsequence,

$$u_p \rightrightarrows u_\infty \quad \text{uniformly as } p \rightarrow \infty.$$

There exist $\mathcal{X}_p \cdot \eta \in L^\infty(\partial\Omega)$, $-\mathcal{X}_p \cdot \eta \in \partial j(x, u_p)$ a.e. $x \in \partial\Omega$ such that

$$\int_{\partial\Omega} \mathcal{X}_p \cdot \eta \varphi = \int_{\Omega} |Du_p|^{p-2} Du_p \cdot \nabla \varphi - \int_{\Omega} f \varphi \quad \text{for all } \varphi \in W^{1,p}(\Omega),$$

so u_p are solutions of the nonlinear boundary problem

$$\begin{cases} -\Delta_p u = f & \text{in } \Omega, \\ |\nabla u|^{p-2} \nabla u \cdot \eta + \partial j(\cdot, u(\cdot)) \ni 0 & \text{on } \partial\Omega. \end{cases}$$

Theorem

Up to subsequence,

$$u_p \rightrightarrows u_\infty \quad \text{uniformly as } p \rightarrow \infty.$$

There exist $\mathcal{X}_p \cdot \eta \in L^\infty(\partial\Omega)$, $-\mathcal{X}_p \cdot \eta \in \partial j(x, u_p)$ a.e. $x \in \partial\Omega$ such that

$$\int_{\partial\Omega} \mathcal{X}_p \cdot \eta \varphi = \int_{\Omega} |Du_p|^{p-2} Du_p \cdot \nabla \varphi - \int_{\Omega} f \varphi \quad \text{for all } \varphi \in W^{1,p}(\Omega),$$

so u_p are solutions of the nonlinear boundary problem

$$\begin{cases} -\Delta_p u = f & \text{in } \Omega, \\ |\nabla u|^{p-2} \nabla u \cdot \eta + \partial j(\cdot, u(\cdot)) \ni 0 & \text{on } \partial\Omega. \end{cases}$$

$\mathcal{X}_p \cdot \eta \rightarrow \mathcal{V}$ weakly* in $L^\infty(\partial\Omega)$ with

$$\mathcal{V}^+ \leq M_i, \quad \mathcal{V}^- \leq M_e.$$

Theorem

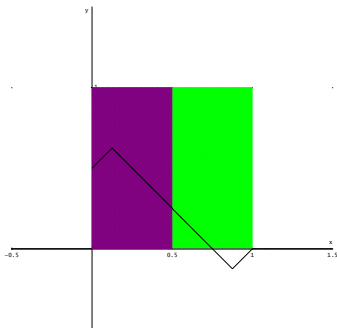
$$\begin{aligned}
& \sup_{w \in W^{1,\infty}(\Omega), \|\nabla w\|_{L^\infty(\Omega)} \leq 1} \int_{\Omega} w(x) f(x) dx - \int_{\partial\Omega} j(x, w(x)) \\
&= \int_{\Omega} u_{\infty}(x) (f^+(x) - f^-(x)) dx - \int_{\partial\Omega} j(x, u_{\infty}(x)) \\
&= \sup_{\varphi(x) + \psi(y) \leq |x-y|} \int_{\Omega} \varphi f_+ + \int_{\Omega} \psi f_- - \int_{\partial\Omega} M_i(-\varphi - T_i)^+ - \int_{\partial\Omega} M_e(-\psi - T_e)^+ \\
&= \min_{\mu \in \mathcal{A}_\ell(f^+, f^-)} \int_{\bar{\Omega} \times \bar{\Omega}} |x-y| d\mu + \int_{\partial\Omega} T_i d\pi_1 \# \mu + \int_{\partial\Omega} T_e d\pi_2 \# \mu.
\end{aligned}$$

u_∞ is a Kantorovich potential for the classical transport problem for the measures

$$f^+ \mathcal{L}^N \llcorner \Omega + \mathcal{V}^+ d\mathcal{H}^{N-1} \llcorner \partial\Omega \quad \text{and} \quad f^- \mathcal{L}^N \llcorner \Omega + \mathcal{V}^- d\mathcal{H}^{N-1} \llcorner \partial\Omega.$$

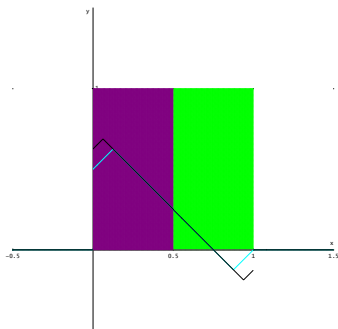
$\mathcal{V}^+ \leq M_i$ and $\mathcal{V}^- \leq M_e$ are the import and export masses.

$$T_i = 0, \quad T_e = \frac{1}{2}, \quad M_i = M_e = \infty$$



Cost: $56/16^2$.

$$T_i = 0, \quad T_e = \frac{1}{2}, \quad M_i = M_e = \frac{1}{16}$$



Cost: $58/16^2$.

Some references

L. V. Kantorovich. *On the transfer of masses*, Dokl. Nauk. SSSR 37 (1942), 227–229.

V. N. Sudakov. *Geometric problems in the theory of infinite-dimensional probability distributions*, Proc. Stekelov Inst. Math., 141 (1979), 1–178.

L. C. Evans and W. Gangbo. *Differential equations methods for the Monge-Kantorovich mass transfer problem*. Mem. Amer. Math. Soc., 1999.

L. C. Evans. Partial differential equations and Monge-Kantorovich mass transfer. Current developments in mathematics, 1999.

L. Ambrosio. Lecture notes on optimal transport problems, 2003.

L. Ambrosio and A. Pratelli. Existence and stability results in the L^1 theory of optimal transportation. Lecture Notes in Math., 2003.

C. Villani. Topics in Optimal Transportation. Graduate Studies in Mathematics, 2003.

C. Villani. Optimal Transport, Old and New. Fundamental Principles of Mathematical Sciences, 2009.

Shúkraan